

A man with short brown hair, seen from the side, is aiming a bow at a target. The target is a large, circular archery target with concentric rings of blue, red, and yellow, and a black bullseye in the center. The man is wearing a grey t-shirt. The background is dark and out of focus.

SPEL

CORPORATE BRIEFING

**ANNUAL ACCOUNTS
2022-23**

**5 October 2023
Karachi**

RESILIENT & FOCUSED

- ❑ **Started business 41 years back in 1982**
- ❑ **Company Listed in 2015**
- ❑ **Manufacturer of Technology Intensive Plastic Products for the Food & Personal Care Products Sector and for the Auto Sector**
- ❑ **Blue Chip Clientele FMCG Companies e.g. Unilever, Nestle, Pakistan Tobacco Co, Colgate Palmolive, KFC etc.**
- ❑ **First Tier supplier to Automotive Industry**
- ❑ **Largest Private Sector Mold Making Company in Pakistan**
- ❑ **Winner of many Awards from Indus Motor, Honda Atlas, Pak Suzuki etc.**
- ❑ **Multiple Manufacturing units in Lahore, Rahim Yar Khan and Karachi**

Board of Directors



Mr. Almas Hyder



Mr. Haroon Sharif



Mr. Khawar Khawaja



Dr. S. Sohail H. Naqvi



Mr. Zia Hyder Naqi



Mr. Raza Haider Naqi



Dr. Nighat Arshad



Mr. Sheikh Naseer
Hyder



Mr. Abid Saleem Khan

Customers in Food and Personal Care Products Industry



Products for Food and Personal Care Products Industry



Products for Food and Personal Care Products Industry



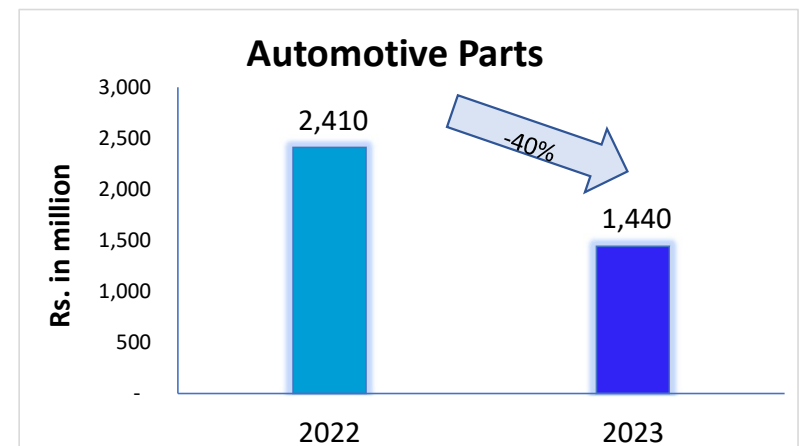
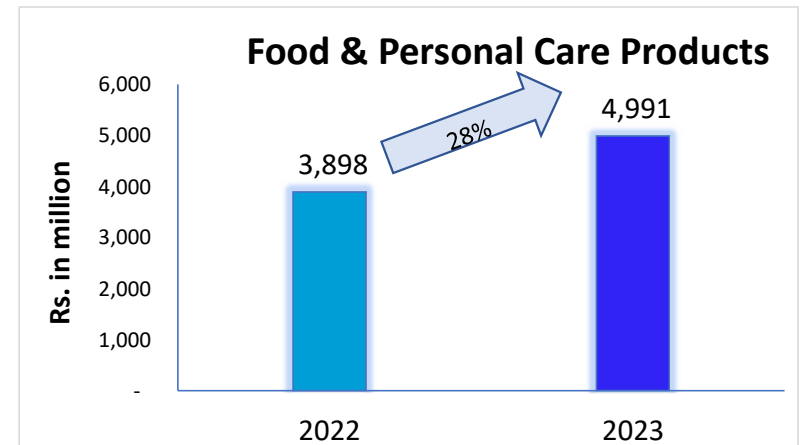
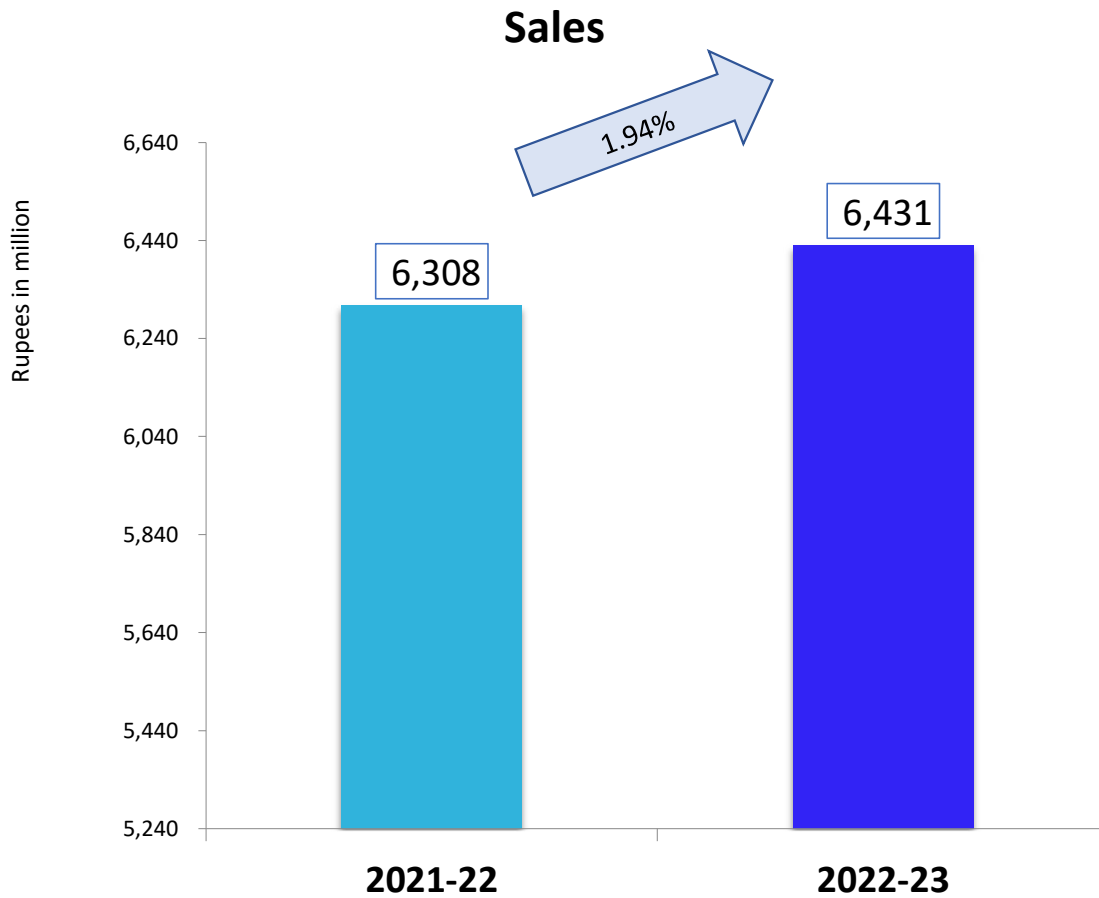






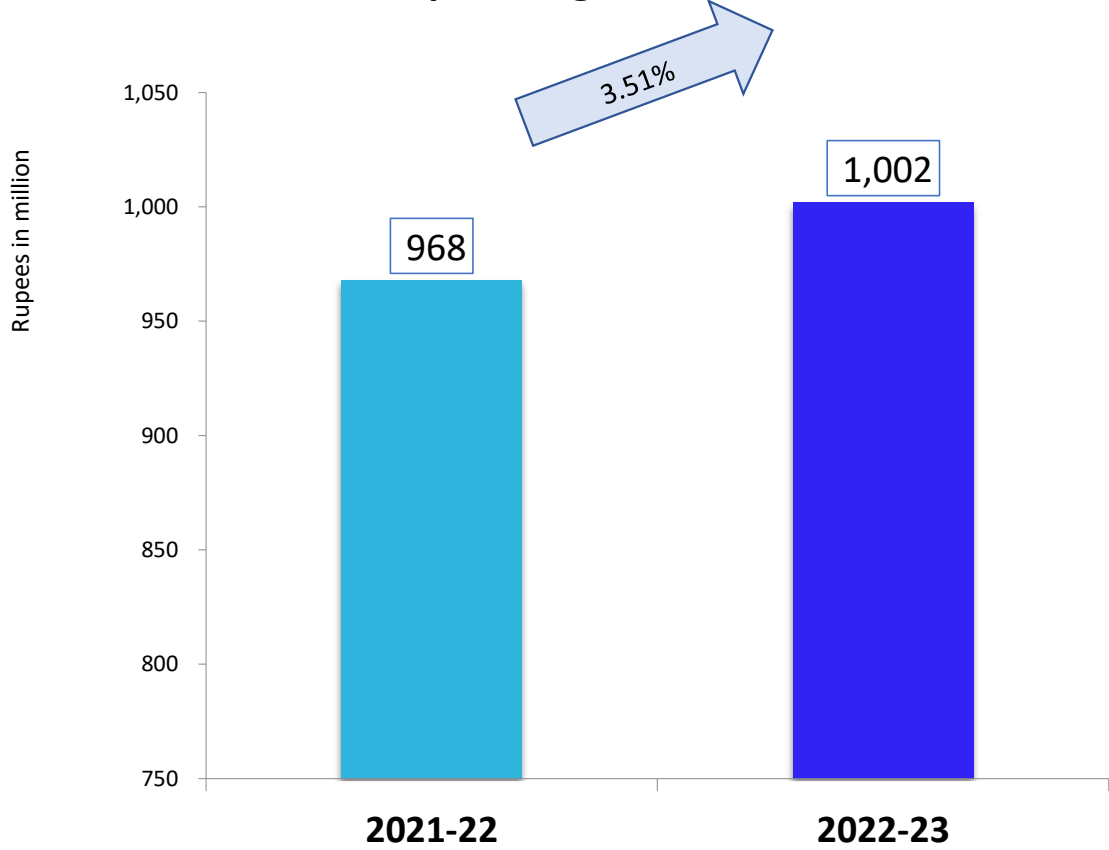


FINANCIAL ANALYSIS

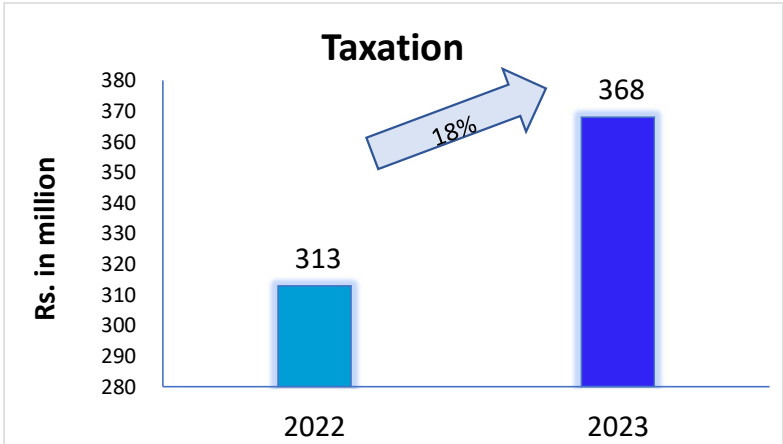


Profit

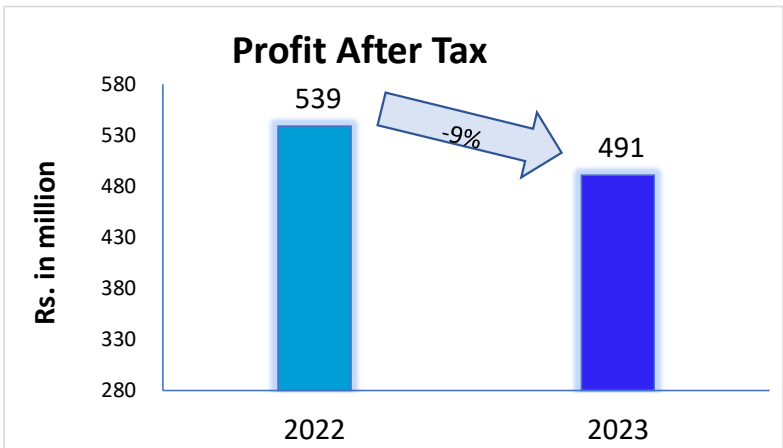
Operating Profit



Taxation

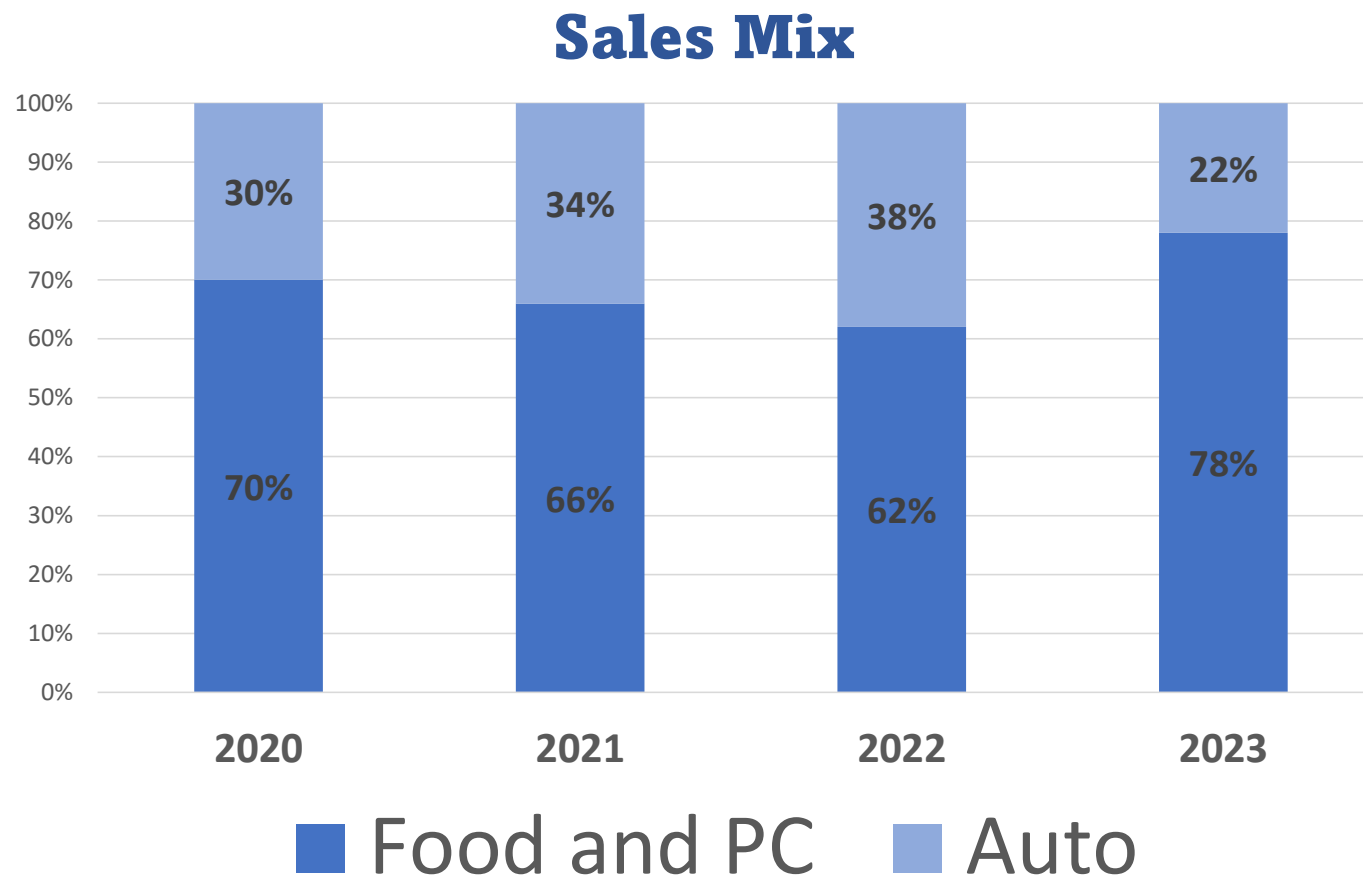


Profit After Tax



Profit and Loss Account

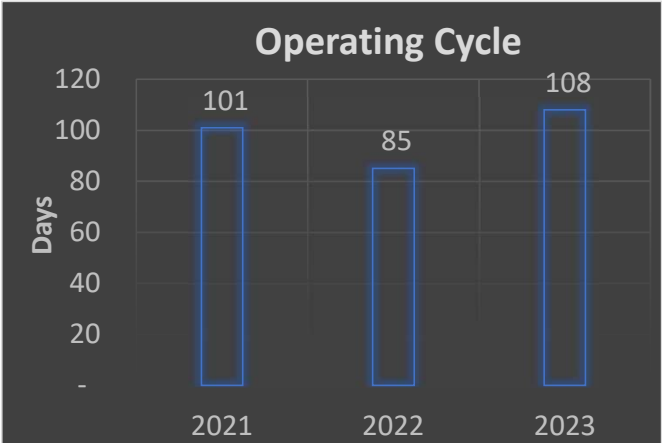
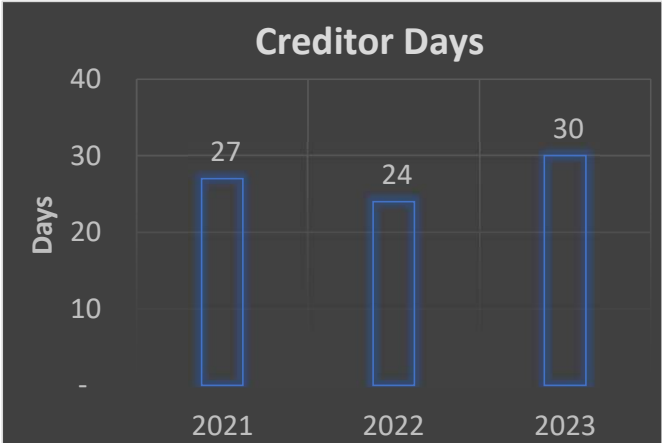
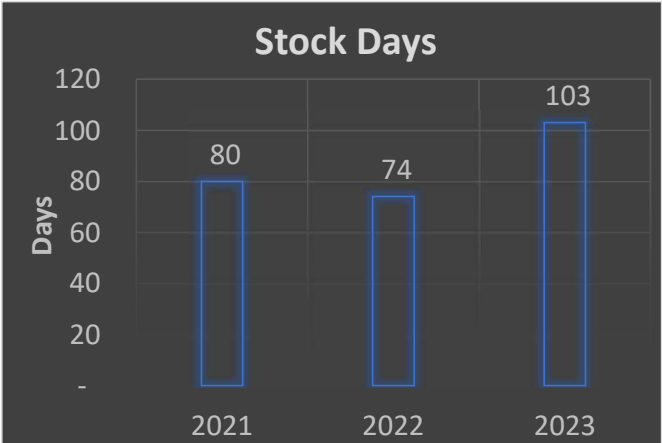
Nomenclature	Year Ended			
	30-Jun-23		30-Jun-22	
	Rupees		Rupees	
Sales - net	6,430,965,444		6,308,360,779	
Cost of sales	(5,117,718,987)	-80%	(5,063,810,532)	-80%
Gross profit	1,313,246,457	20%	1,244,550,247	20%
Administrative expenses	(263,712,146)	-4%	(235,840,374)	-4%
Selling and distribution expenses	(47,301,484)	-1%	(40,579,656)	-1%
Operating profit	1,002,232,827	16%	968,130,217	15%
Other income	61,275,166	1%	48,564,612	1%
Other charges	(68,433,167)	-1%	(61,670,210)	-1%
Finance cost	(135,480,743)	-2%	(102,860,322)	-2%
Profit before taxation	859,594,083	13%	852,164,297	14%
Taxation	(368,496,543)	-6%	(313,239,124)	-5%
Profit after taxation	491,097,540	8%	538,925,173	9%
Earnings per share	2.47		2.70	



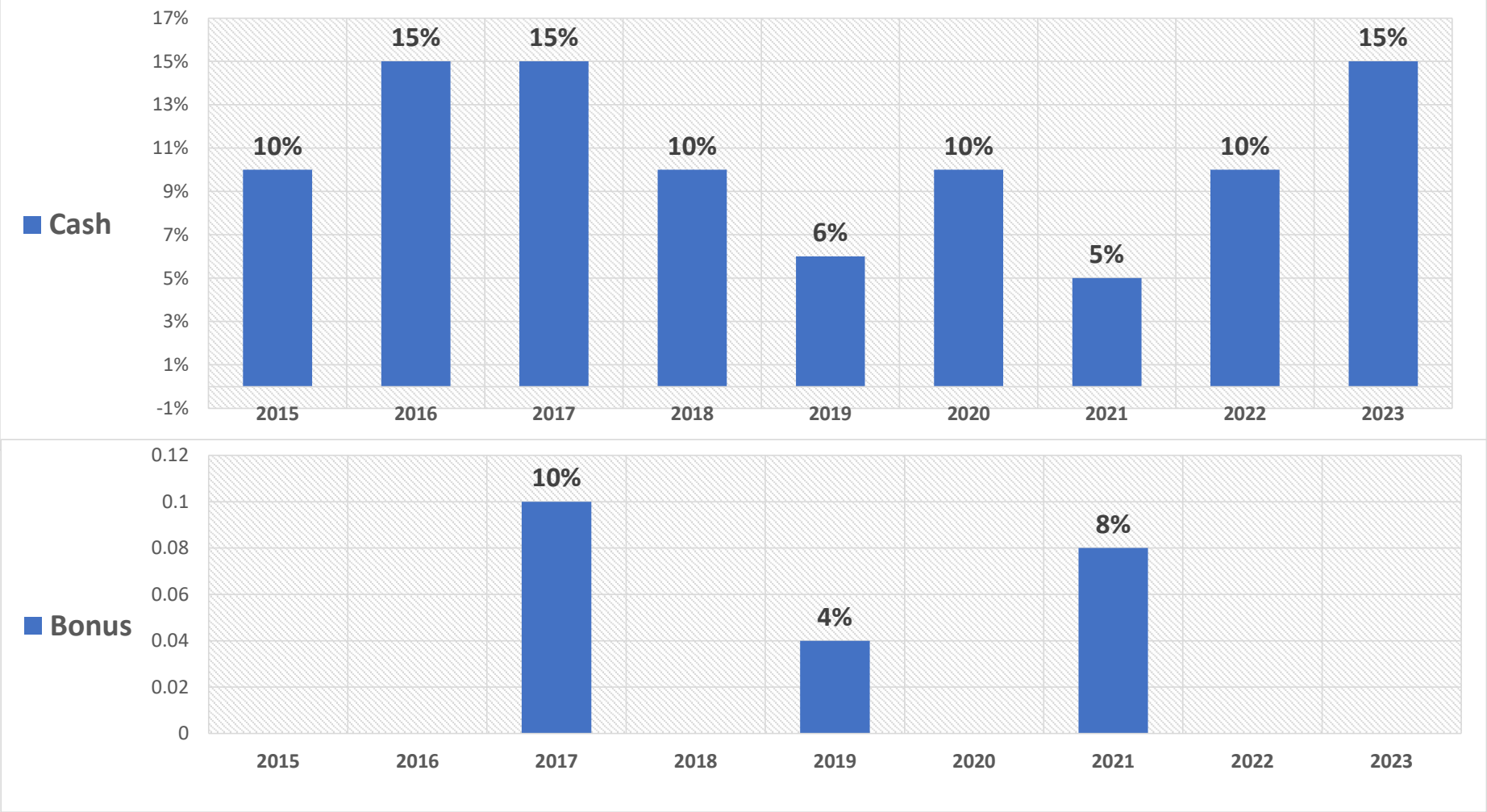
Statement of Financial Position



EQUITY AND LIABILITIES	30 Jun 2023 Rupees	30 Jun 2022 Rupees	ASSETS	30 Jun 2023 Rupees	30 Jun 2022 Rupees
Share capital and reserves			Non-current assets		
Paid up capital	998,680,080	998,680,080	Operating fixed assets	4,026,511,265	3,759,428,716
Treasury shares	(55,362,743)	-	Capital work in progress	94,686,807	210,127,307
Share premium	358,627,893	358,627,893	Right of use assets	74,502,000	44,574,361
Accumulated profit	2,506,184,337	2,068,318,014	Intangibles	372,553	536,557
Fair value reserve	-	(3,130,185)	Investments	-	1,198,491
Revaluation surplus on land	827,709,345	827,709,345	Long term deposits	26,284,517	20,091,817
	4,635,838,912	4,250,205,147		4,222,357,142	4,035,957,249
Non-current liabilities					
Long term loans	500,752,181	621,875,264			
Deferred income -Government grant	84,783,158	105,444,915			
Lease liabilities	18,931,971	12,782,948	Current assets		
Deferred taxation	452,801,701	337,230,019	Stores, spares and loose tools	64,226,737	48,701,294
	1,057,269,011	1,077,333,146	Stock-in-trade	1,528,409,077	1,255,763,341
Current liabilities			Trade debts	628,874,655	605,194,117
Trade and other payables	530,019,851	324,184,344	Income tax - net	69,507,738	88,470,411
Short term borrowings	371,575,980	286,379,626	Deposits and prepayments	87,219,759	41,821,990
Contract Liabilities	11,226,518	30,749,820	Short term investments	210,417,567	-
Current maturity of long term liabilities	203,475,618	170,916,056	Cash and bank balances	37,653,390	100,258,031
Unclaimed dividend	4,425,800	4,113,241		2,626,308,923	2,140,209,184
Accrued mark up	34,834,375	32,285,053			
	1,155,558,142	848,628,140			
	6,848,666,065	6,176,166,433		6,848,666,065	6,176,166,433



Dividend History



- Produced 1.6 million electricity units through Solar Power
- Educational Scholarships
- Free Medical Camps
- Fire safety trainings





THANK YOU!

